



**VOIDLESS HERMETICALLY SEALED 1.5 WATT  
GLASS ZENER DIODES**  
Qualified per MIL-PRF-19500/406

*Qualified Levels:*  
JAN, JANTX,  
JANTXV and JANS

**DESCRIPTION**

This Zener voltage regulator series is military qualified to MIL-PRF-19500/406 and is ideal for high-reliability applications where a failure cannot be tolerated. These industry-recognized 1.5 watt Zener voltage regulators are hermetically sealed with void-less glass construction using an internal metallurgical bond. It includes Zener selections from 3.3 to 200 volts in standard 5% tolerance. 1% and 2% tolerance versions are also available. Microsemi also offers numerous other Zener products to meet higher and lower power ratings in both thru-hole and surface mount packages.

**Important:** For the latest information, visit our website <http://www.microsemi.com>.

**FEATURES**

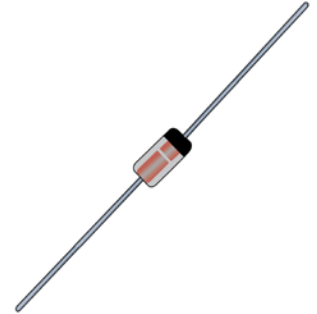
- Popular JEDEC registered series.
- Void-less hermetically sealed glass package.
- Triple-layer passivation.
- Extremely robust construction.
- Internal "Category 1" metallurgical bonds for 1N4462 thru 1N4496 and "Category III" for 1N6485 thru 1N6491 as well as 1N4460 and 1N4461.
- JAN, JANTX, JANTXV and JANS qualifications are available per MIL-PRF-19500/406.
- RoHS compliant versions available (commercial grade only).

**APPLICATIONS / BENEFITS**

- Regulates voltage over a broad operating current and temperature range.
- Extensive selection from 3.3 to 200 V.
- Standard voltage tolerances are plus/minus 5% with no suffix.
- Tighter tolerances available in plus or minus 2% or 1%.
- Flexible axial-lead mounting terminals.
- Non-sensitive to ESD per MIL-STD-750 method 1020.
- Inherently radiation hard as described in Microsemi [MicroNote 050](#).

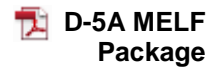
**MAXIMUM RATINGS @ T<sub>A</sub> = 25°C unless otherwise specified**

| Parameters/Test Conditions   | Symbol                            | Value  | Unit |
|--|-----------------------------------|--|------|
| Junction and Storage Temperature   | T <sub>J</sub> & T <sub>STG</sub> | -65 to +175  | °C   |
| Steady State Power Dissipation @ T <sub>L</sub> = +112 °C<br>L = .375 inch (9.53 mm) | P <sub>D</sub>                    | 1.5  | W    |
| Thermal Resistance Junction-to-Lead @ .375 inch<br>(9.52 mm) from body               | R <sub>θJL</sub>                  | 42   | °C/W |
| Thermal Impedance @ 10 ms  | Z <sub>θJX</sub>                  | <a href="#">Figure 3</a><br><a href="#">Figure 4</a><br><a href="#">Figure 4</a> | °C/W |
| Forward Voltage @ 200 mA   | V <sub>F</sub>                    | 1.0  | V    |
| @ 1.0 A  |                                   | 1.5  |      |
| Solder Temperature @ 10 s  | T <sub>SP</sub>                   | 260  | °C   |



**DO-41 Package**

Also available in:



[1N4460US – 1N4496US and  
1N6485US – 1N6491US](#)

**MSC – Lawrence**

6 Lake Street,  
Lawrence, MA 01841  
Tel: 1-800-446-1158 or  
(978) 620-2600  
Fax: (978) 689-0803

**MSC – Ireland**

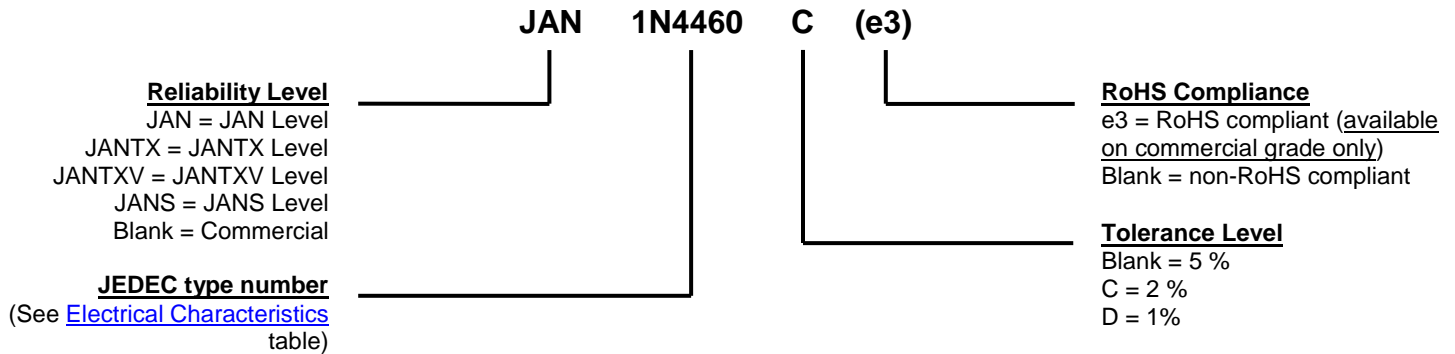
Gort Road Business Park,  
Ennis, Co. Clare, Ireland  
Tel: +353 (0) 65 6840044  
Fax: +353 (0) 65 6822298

**Website:**

[www.microsemi.com](http://www.microsemi.com)

**MECHANICAL and PACKAGING**

- CASE: Hermetically sealed voidless hard glass with tungsten slugs.
- TERMINALS: Tin/lead (Sn/Pb) or RoHS compliant matte/tin (commercial grade only) over copper.
- MARKING: Body coated in blue with part number.
- POLARITY: Cathode indicated by band.
- TAPE & REEL option: Standard per EIA-296. Consult factory for quantities.
- WEIGHT: 340 milligrams.
- See [Package Dimensions](#) on last page.

**PART NOMENCLATURE**

**SYMBOLS & DEFINITIONS**

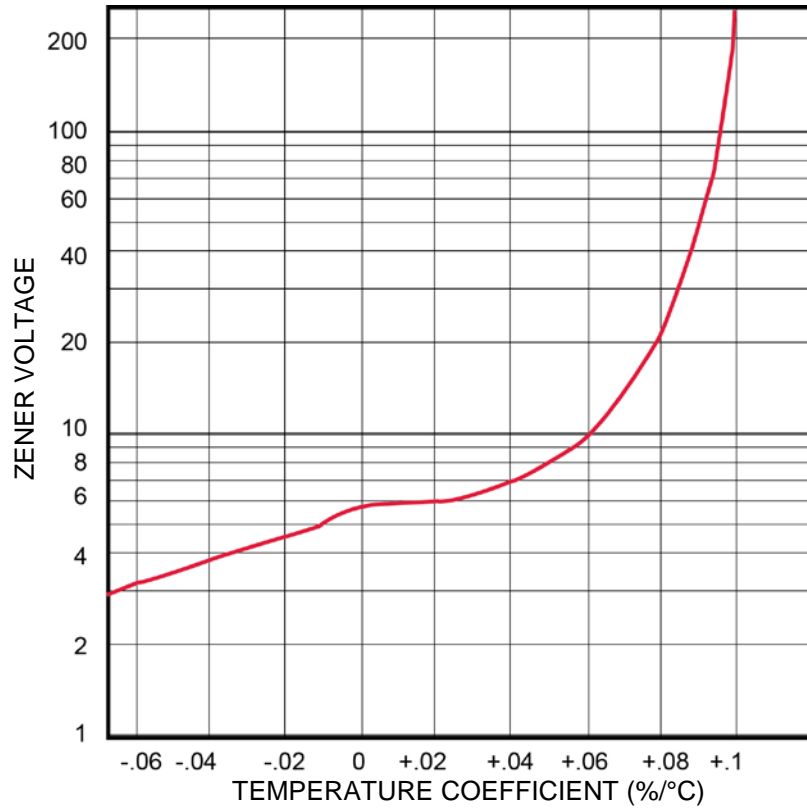
| Symbol                | Definition  |
|-----------------------|---|
| $V_Z$                 | Zener Voltage: The Zener voltage the device will exhibit at a specified current ( $I_Z$ ) in its breakdown region.  |
| $I_Z, I_{ZT}, I_{ZK}$ | Regulator Current: The dc regulator current ( $I_Z$ ), at a specified test point ( $I_{ZT}$ ), near breakdown knee ( $I_{ZK}$ ).  |
| $Z_{ZT}$ or $Z_{ZK}$  | Dynamic Impedance: The small signal impedance of the diode when biased to operate in its breakdown region at a specified rms current modulation (typically 10% of $I_{ZT}$ or $I_{ZK}$ ) and superimposed on $I_{ZT}$ or $I_{ZK}$ respectively. |
| $V_F$                 | Maximum Forward Voltage: The maximum forward voltage the device will exhibit at a specified current.  |
| $I_R$                 | Maximum Reverse Current: The maximum reverse (leakage) current that will flow at the specified voltage and temperature.   |
| $I_{ZM}$              | Maximum Regulator (Zener) Current: The maximum rated dc current for the specified power rating.   |
| $I_{ZSM}$             | Maximum Zener Surge Current: The non-repetitive peak value of Zener surge current at a specified wave form.   |

**ELECTRICAL CHARACTERISTICS @ 25 °C Case temperature**

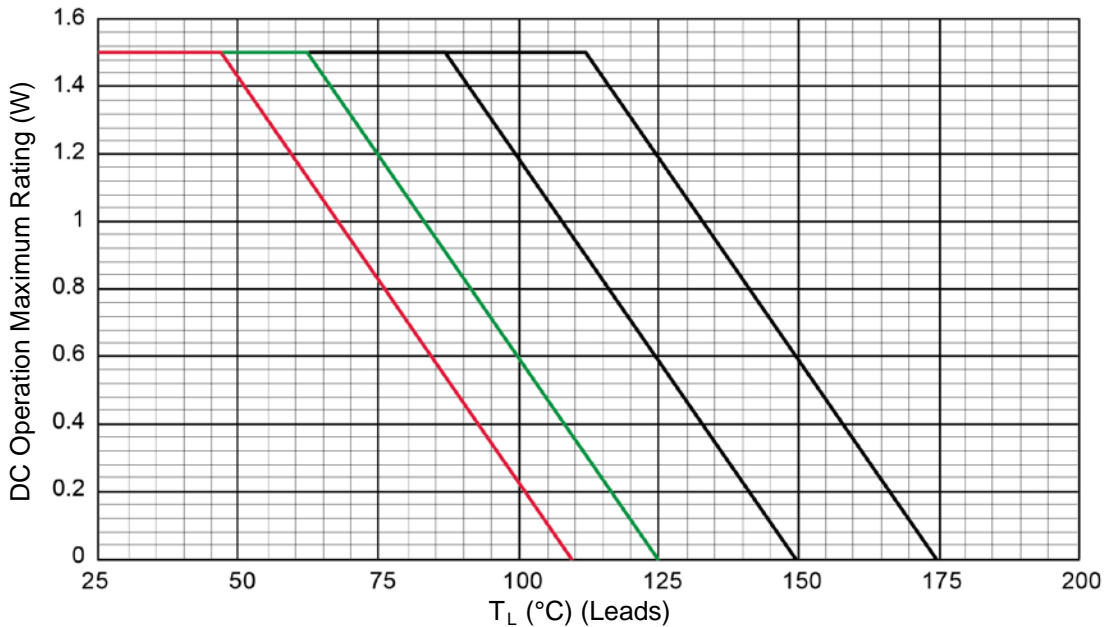
| TYPE   | NOMINAL ZENER VOLTAGE<br>$V_Z$ | TEST CURRENT<br>$I_{ZT}$ | MAXIMUM DYNAMIC IMPEDANCE<br>$Z_{ZT} @ I_{ZT}$ | MAXIMUM KNEE IMPEDANCE<br>$Z_{ZK} @ I_{ZK}$ |     | MAXIMUM REVERSE CURRENT<br>$I_R @ V_R$ |       | MAXIMUM CONTINUOUS CURRENT<br>$I_{ZM}$<br>(Note 1) | SURGE CURRENT<br>@ 8.3 ms square wave<br>$I_{ZSM}$ |
|--------|--------------------------------|--------------------------|--|---|-----|--|-------|--|--|
|        | Volts                          | mA                       | Ohms   | Ohms  | mA  | $\mu A$                                | Volts | mA   | Amps   |
| 1N4460 | 6.2                            | 40.0                     | 4  | 200   | 1.0 | 10.0                                   | 3.72  | 230  | 2.3  |
| 1N4461 | 6.8                            | 37.0                     | 2.5  | 200   | 1.0 | 5.0                                    | 4.08  | 210  | 2.1  |
| 1N4462 | 7.5                            | 34.0                     | 2.5  | 400   | .5  | 1.0                                    | 4.50  | 191  | 1.9  |
| 1N4463 | 8.2                            | 31.0                     | 3  | 400   | .5  | .50                                    | 4.92  | 174  | 1.7  |
| 1N4464 | 9.1                            | 28.0                     | 4  | 500   | .5  | .30                                    | 5.46  | 157  | 1.6  |
| 1N4465 | 10.0                           | 25.0                     | 5  | 500   | .25 | .30                                    | 8.00  | 143  | 1.4  |
| 1N4466 | 11.0                           | 23.0                     | 6  | 550   | .25 | .30                                    | 8.80  | 130  | 1.3  |
| 1N4467 | 12.0                           | 21.0                     | 7  | 550   | .25 | .20                                    | 9.60  | 119  | 1.2  |
| 1N4468 | 13.0                           | 19.0                     | 8  | 550   | .25 | .05                                    | 10.4  | 110  | 1.1  |
| 1N4469 | 15.0                           | 17.0                     | 9  | 600   | .25 | .05                                    | 12.0  | 95   | .95  |
| 1N4470 | 16.0                           | 15.5                     | 10   | 600   | .25 | .05                                    | 12.8  | 90   | .90  |
| 1N4471 | 18.0                           | 14.0                     | 11   | 650   | .25 | .05                                    | 14.4  | 79   | .79  |
| 1N4472 | 20.0                           | 12.5                     | 12   | 650   | .25 | .05                                    | 16.0  | 71   | .71  |
| 1N4473 | 22.0                           | 11.5                     | 14   | 650   | .25 | .05                                    | 17.6  | 65   | .65  |
| 1N4474 | 24.0                           | 10.5                     | 16   | 700   | .25 | .05                                    | 19.2  | 60   | .60  |
| 1N4475 | 27.0                           | 9.5                      | 18   | 700   | .25 | .05                                    | 21.6  | 53   | .53  |
| 1N4476 | 30.0                           | 8.5                      | 20   | 750   | .25 | .05                                    | 24.0  | 48   | .48  |
| 1N4477 | 33.0                           | 7.5                      | 25   | 800   | .25 | .05                                    | 26.4  | 43   | .43  |
| 1N4478 | 36.0                           | 7.0                      | 27   | 850   | .25 | .05                                    | 28.8  | 40   | .40  |
| 1N4479 | 39.0                           | 6.5                      | 30   | 900   | .25 | .05                                    | 31.2  | 37   | .37  |
| 1N4480 | 43.0                           | 6.0                      | 40   | 950   | .25 | .05                                    | 34.4  | 33   | .33  |
| 1N4481 | 47.0                           | 5.5                      | 50   | 1000  | .25 | .05                                    | 37.6  | 30   | .30  |
| 1N4482 | 51.0                           | 5.0                      | 60   | 1100  | .25 | .05                                    | 40.8  | 28   | .28  |
| 1N4483 | 56.0                           | 4.5                      | 70   | 1300  | .25 | .25                                    | 44.8  | 26   | .26  |
| 1N4484 | 62.0                           | 4.0                      | 80   | 1500  | .25 | .25                                    | 49.6  | 23   | .23  |
| 1N4485 | 68.0                           | 3.7                      | 100  | 1700  | .25 | .25                                    | 54.4  | 21   | .21  |
| 1N4486 | 75.0                           | 3.3                      | 130  | 2000  | .25 | .25                                    | 60.0  | 19   | .19  |
| 1N4487 | 82.0                           | 3.0                      | 160  | 2500  | .25 | .25                                    | 65.6  | 17   | .17  |
| 1N4488 | 91.0                           | 2.8                      | 200  | 3000  | .25 | .25                                    | 72.8  | 16   | .16  |
| 1N4489 | 100.0                          | 2.5                      | 250  | 3100  | .25 | .25                                    | 80.0  | 14   | .14  |
| 1N4490 | 110.0                          | 2.3                      | 300  | 4000  | .25 | .25                                    | 88.0  | 13   | .13  |
| 1N4491 | 120.0                          | 2.0                      | 400  | 4500  | .25 | .25                                    | 96.0  | 12   | .12  |
| 1N4492 | 130.0                          | 1.9                      | 500  | 5000  | .25 | .25                                    | 104.0 | 11   | .11  |
| 1N4493 | 150.0                          | 1.7                      | 700  | 6000  | .25 | .25                                    | 120.0 | 9.5  | .095   |
| 1N4494 | 160.0                          | 1.6                      | 1000   | 6500  | .25 | .25                                    | 128.0 | 8.9  | .089   |
| 1N4495 | 180.0                          | 1.4                      | 1300   | 7000  | .25 | .25                                    | 144.0 | 7.9  | .079   |
| 1N4496 | 200.0                          | 1.2                      | 1500   | 8000  | .25 | .25                                    | 160.0 | 7.2  | .072   |
| 1N6485 | 3.3                            | 76.0                     | 10   | 400   | 1.0 | 50                                     | 1.0   | 433  | 4.2  |
| 1N6486 | 3.6                            | 69.0                     | 10   | 400   | 1.0 | 50                                     | 1.0   | 397  | 3.9  |
| 1N6487 | 3.9                            | 64.0                     | 9  | 400   | 1.0 | 35                                     | 1.0   | 366  | 3.6  |
| 1N6488 | 4.3                            | 58.0                     | 9  | 400   | 1.0 | 5.0                                    | 1.0   | 332  | 3.3  |
| 1N6489 | 4.7                            | 53.0                     | 8  | 500   | 1.0 | 4.0                                    | 1.0   | 304  | 3.0  |
| 1N6490 | 5.1                            | 49.0                     | 7  | 500   | 1.0 | 1.0                                    | 1.0   | 280  | 2.7  |
| 1N6491 | 5.6                            | 45.0                     | 5  | 600   | 1.0 | 0.5                                    | 2.0   | 255  | 2.5  |

**NOTE:** 1. See "[Maximum Ratings](#)" for  $P_D$  temperature conditions for leaded package where  $I_{ZM}$  is applicable.

GRAPHS

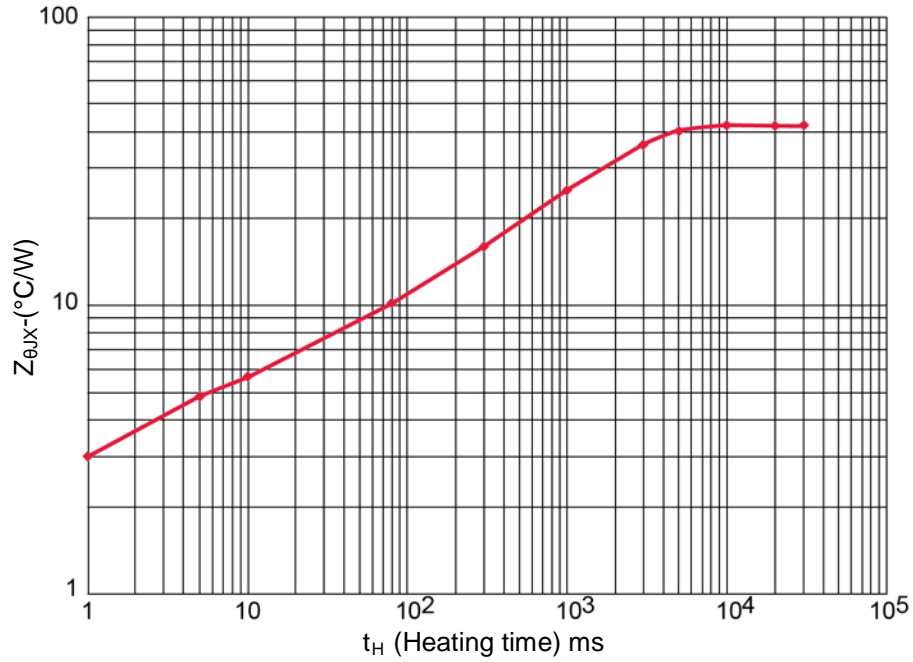


**FIGURE 1**  
Temperature Coefficient Characteristics

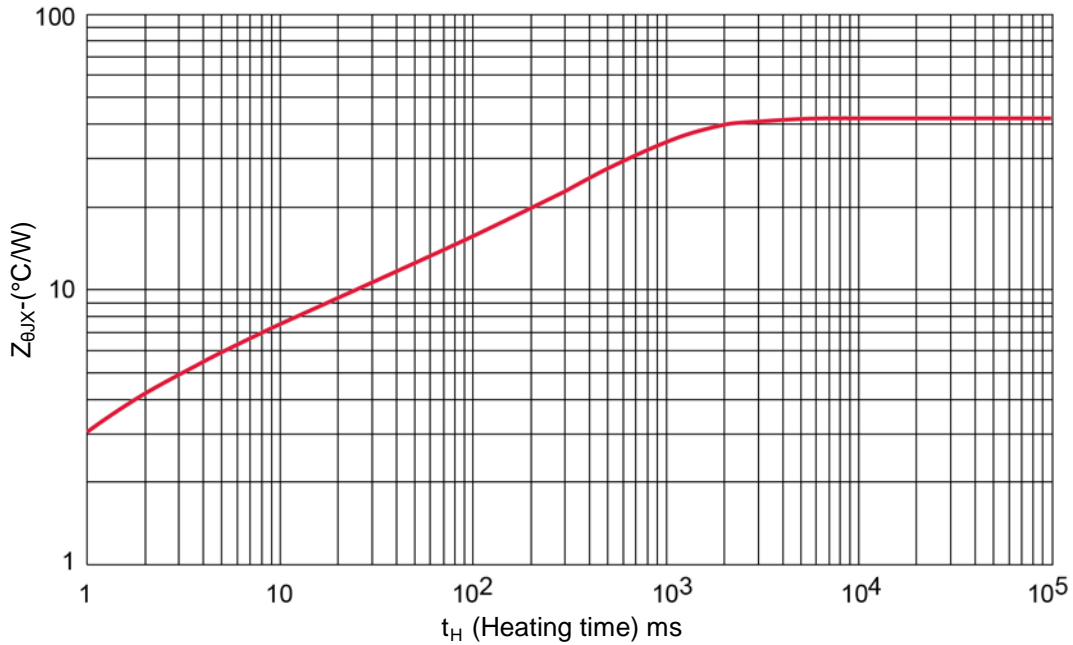


**FIGURE 2**  
Temperature-Power Derating Curve

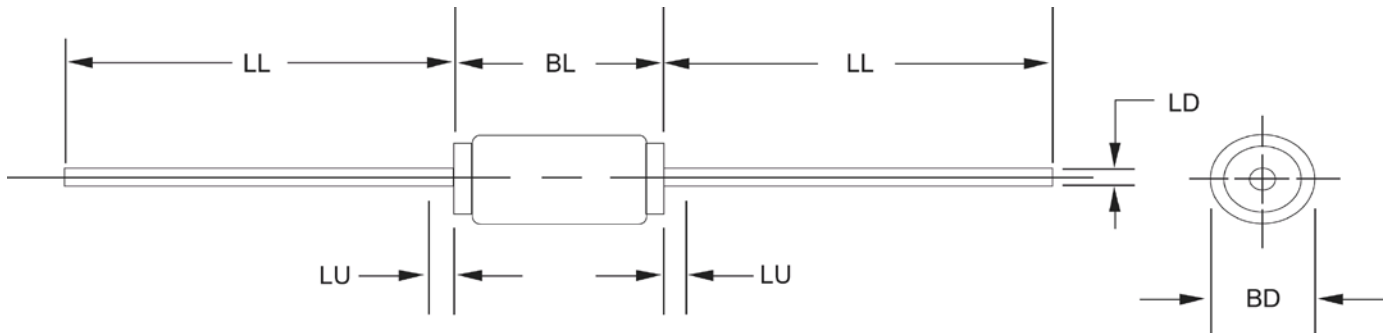
GRAPHS (continued)



**FIGURE 3**  
Thermal Impedance Curve for 1N4462 through 1N4496



**FIGURE 4**  
Thermal Impedance Curve for 1N6485 through 1N6491 and 1N4460 through 1N4461

**PACKAGE DIMENSIONS**

**NOTES:**

1. Dimensions are in inches.
2. Millimeters are given for general information only.
3. Package contour optional with BD and length BL. Heat slugs, if any, shall be included within this cylinder length but shall not be subject to minimum limit of BD.
4. The specified lead diameters apply in the zone between .050 inch (1.27 mm) from the diode body and the end of the lead.
5. In accordance with ASME Y14.5M, diameters are equivalent to  $\Phi$ x symbology.

| Ltr       | DIMENSIONS |       |             |       | Notes |
|-----------|------------|-------|-------------|-------|-------|
|           | INCH       |       | MILLIMETERS |       |       |
|           | Min        | Max   | Min         | Max   |       |
| <b>BD</b> | .060       | .085  | 1.52        | 2.16  | 3     |
| <b>BL</b> | .106       | .160  | 2.69        | 4.06  | 3     |
| <b>LD</b> | .028       | .032  | 0.71        | 0.81  |       |
| <b>LL</b> | .800       | 1.300 | 20.32       | 33.02 |       |
| <b>LU</b> |            | .050  |             | 1.27  | 4     |